


## 2. OPERATING HAZARDS

### 1. LOOSE LOADS

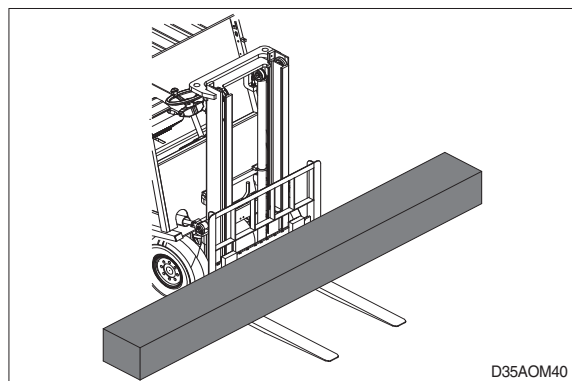
**⚠ Loose or unbalanced loads are dangerous.**

**Observe these precautions.**

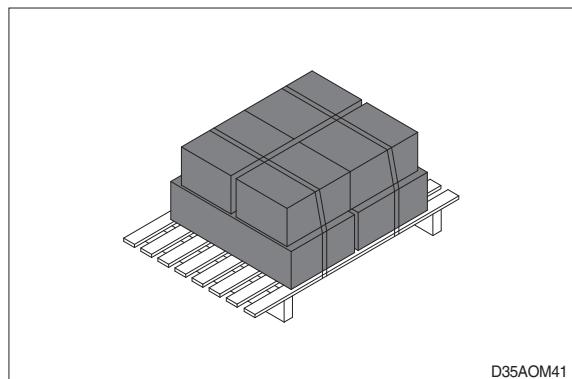
Never carry loose or uneven material.



Center wide loads.




Stack and band loose material.



Avoid sudden braking or starting.

**⚠ When the truck is loaded, do not drive at maximum speed.**




## 2. LONG AND WIDE LOADS

- ⚠ With long or wide loads, you need more room. So slow down and watch your clearance.

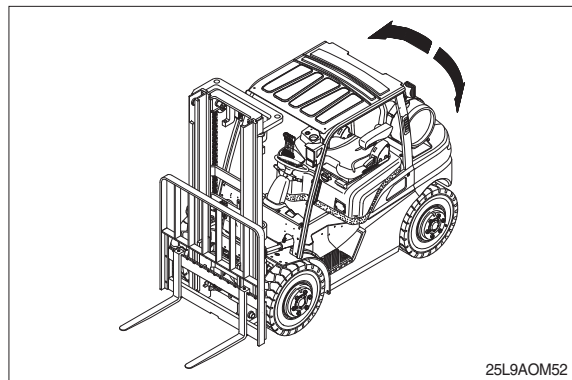
When extra-long material makes it necessary to travel with the load elevated, do so with extreme care and be alert to load end-swing when turning.

- ⚠ A long load reduces the capacity of the truck. Know and understand your truck load rating.



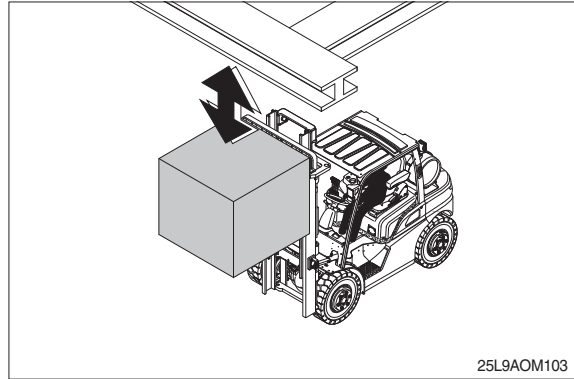
## 3. REAR SWING

- ⚠ When turning, be sure the rear end of the truck does not swing into racks, posts, etc. Watch for pedestrians beside the truck.

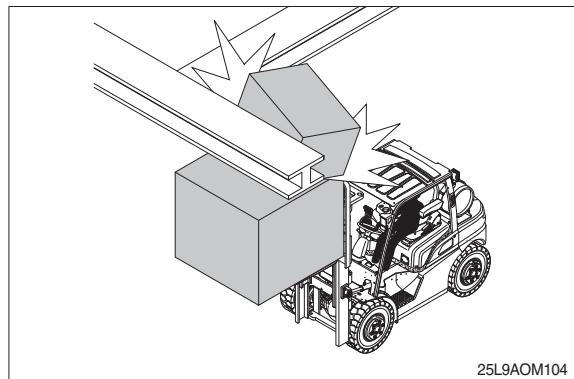


## 4. LOW OVERHEAD CLEARANCE

- ⚠ Know the height of your truck, with and without a load. Check your clearances. Keep the load low and tilted back.

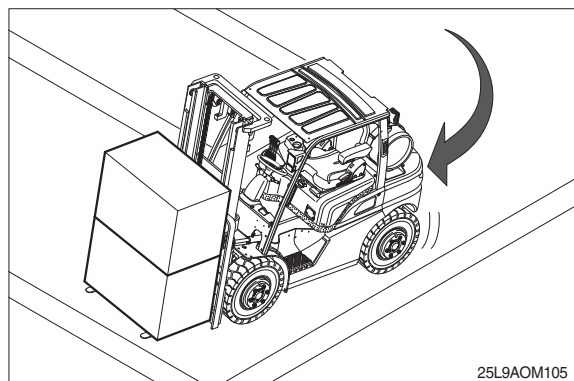


- ⚠ Watch overhead clearance : Moving into overhead structures can tip a truck over, or spill a load.




## 5. FAST TURNS AND HIGH LOADS

- ⚠ Slow down before turning. The truck can tip over.




- ⚠ Turn too sharp with a raised load and your truck can tip even at slow speeds. Travel with a load raised only when removing or depositing a load.




## 6. DROP-OFFS

**⚠ To avoid these hazards, you must :**

- 1) Talk to the truck driver yourself: make sure the driver does not move the trailer until you are done.
- 2) Apply trailer brakes.
- 3) Use wheel chocks.
- 4) Use trailer-to-dock locking system if available.

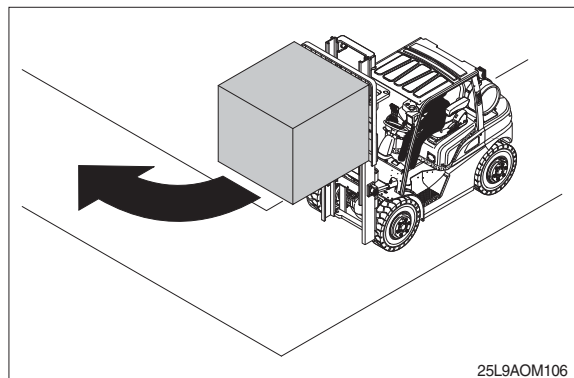


**⚠ The impact of moving in and out of a trailer may cause the trailer to creep or move.**



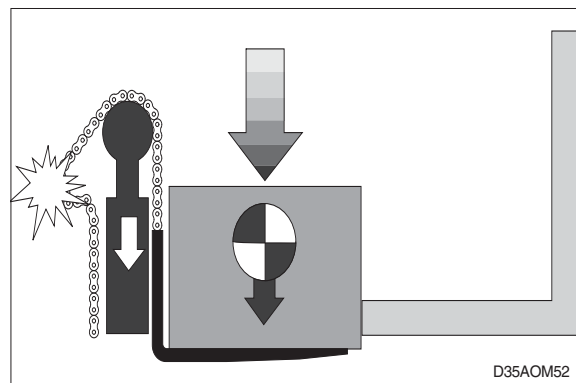
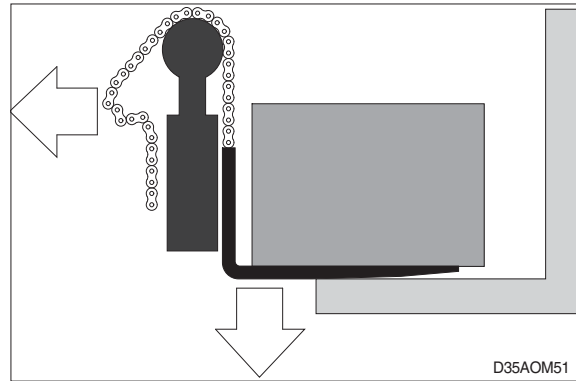
## 7. RIGHT ANGLE STACKING

**⚠ When right angle stacking or moving with a raised load to clear low objects, avoid sharp turns and move slowly.**



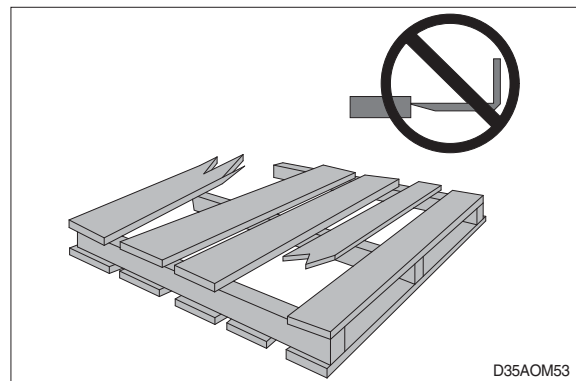
## 8. CHAIN SLACK

- ⚠ Slack chains mean rail or carriage hang-up.  
Raise the forks before you move, or broken chains can result.
- ⚠ In case forks with loads are stuck while lowering the mast, lift the mast again and prevent chains from being slack.



## 9. PALLETS AND SKIDS

- ⚠ Do not move or store materials on damaged pallets or skids. Items can fall through them causing severe injury or death.
- ⚠ Be sure the pallet or skid you are using is in good condition and does not have defective or missing components and fasteners.



## 10. CAUTION FOR ELECTRICAL LINES

⚠ When moving the truck with the mast raised, watch out electrical lines over the truck.

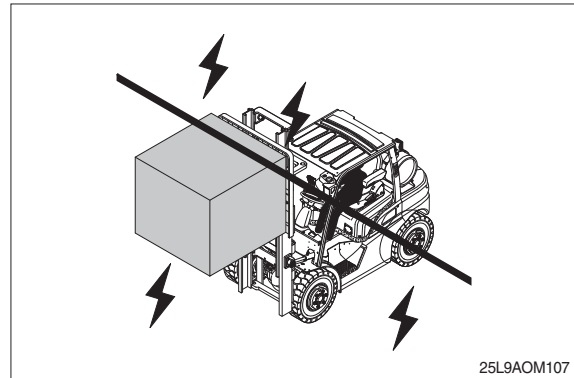
⚠ The operating near the electrical lines is very dangerous.

Operate within safe working permitted as below.

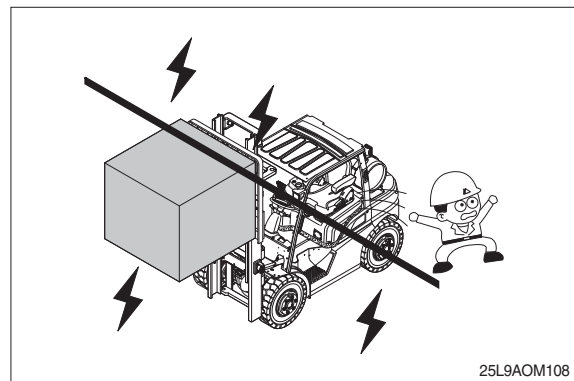
Supply voltage	Min safe separation
6.6 kV	3 m (10 ft)
33.0 kV	4 m (13 ft)
66.0 kV	5 m (16 ft)
154.0 kV	8 m (26 ft)
275.0 kV	10 m (33 ft)

⚠ If the truck touches the electric power lines, keep sitting on the operator's seat and make sure the personnel on the ground not to touch the truck until turning off the electric current.

Jump off the truck without contacting the truck when you need to get off.




25L9AOM107




25L9AOM108

## 11. LIFTING LOADS

Never permit any persons to stand or pass under lifted load.



Never use wire rope to lift a load.



## 12. SIDE SHIFT

Never operate the side shift while the forks are not equipped with supports such as a load table for the load.

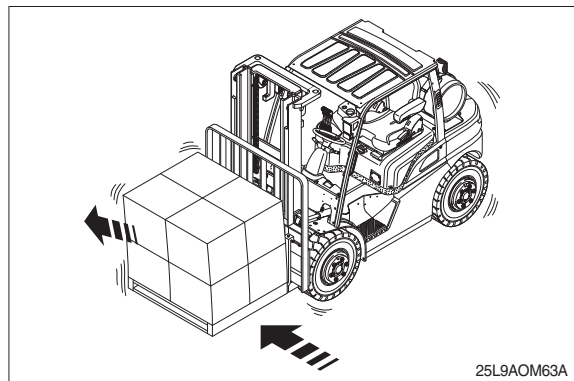
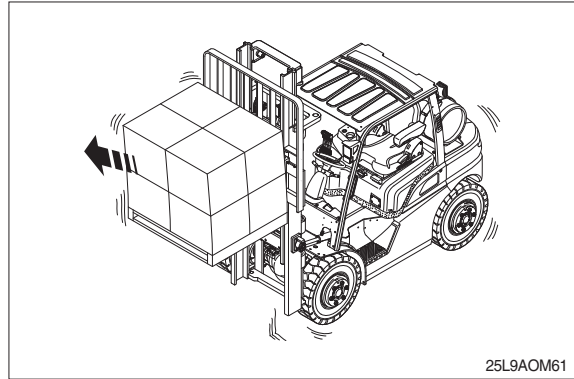
Never travel the fork lift while the side shift is moved with load.

In case of moving the side shift with load, it can be caused load dropping or overturning of the fork lift due to unbalanced weight.

**⚠ The fork lift can be overturned due to the unbalanced load.**

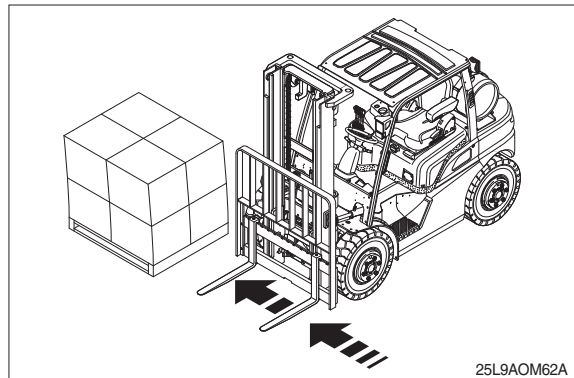
It should be observed that the side shift with load is operated in natural position before traveling.

When operating side shift with load, operate slowly so that it can not avoid from dropping of the load or overturning of the fork lift.



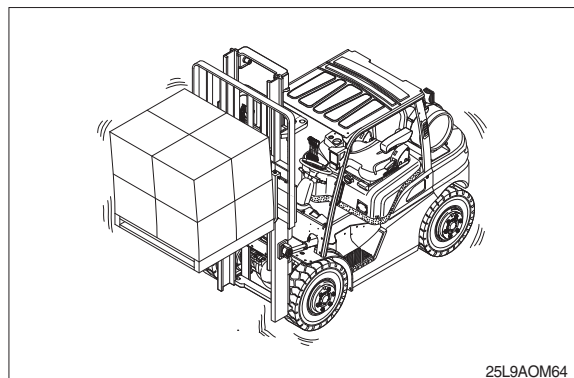
Never move the load to push or pull of it by the side shift.

It can be caused damaging of the loads or injuring of the people.



While traveling the fork lift with the load on the side shift, if the operator lift or lower the load without shifting it in the natural position, it can be overturned the fork lift due to unstabled load.

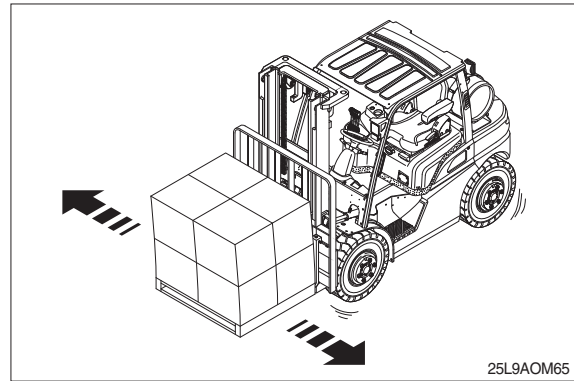
When lifting or lowering the side shift with load, it should be observed that the load is moved into the natural position.



## 13. FORK POSITIONER

Do not operate the fork positioner with a load, or with the fork arm on the ground.

- ⚠ **Never move the levers to operate the fork positioner suddenly and quickly. It can be caused to drop the load.**



## 14. SOLID TIRE

- ※ When 'Solid Tires' are equipped,
  - Do not drive over 25 km/h (15.5 mph).
  - Do not drive on the road for automobile.
  - Do not drive more than 8 km (5 mile) in an hour.

- ⚠ **The durability of the solid tire is not guaranteed with non-compliance.**